

Q-STAIN® QSX DAB Chromogen

QC30018-002 – 20 tests


Product Description:

Q-STAIN X (QXS™) DAB chromogen is intended for *in vitro* diagnostic use. The reagent is packaged especially for use with the Novodiox Q-STAIN® X Autostainer System. This chromogen cartridge has two chambers. The first chamber houses the chromogen while the second houses the chromogen diluent. The reagent is suitable to use for about 3 business days after mixing with recommended refrigerator storage between uses.

Summary and Explanation:

The QSX DAB chromogen is designed for use with QSX line of antibody reagents. A DAB working solution is created when the chromogen and diluent form the separate chambers of the cartridge are mixed. The HRP conjugated antibody then catalyzes the DAB working solution to form visible brown color precipitates at the site of the antibody-antigen reaction.

Reagents Provided:

Component Part #		Description
C30018-Q002	20	QXS DAB Chromogen

Storage and Handling:

The kit should be stored at 2-8°C. Do not freeze. This reagent is suitable for use until expiry date when stored at 2-8°C. Do not use the product after expiration date. If reagents are stored under any conditions other than those specified in the package insert, they must be verified by the user.

General Operating Information:

Equilibrate reagents to room temperature prior to use. To mix the chromogen and diluent to prepare the DAB working solution, hold the chromogen cartridge horizontally with the QR Code and the white divider facing down (See Picture 1). Gently push the divider upwards with a thumb, the two chambers will then connect. Gently mix reagents by inverting the reagent cartridge before use. **Do not vortex.** Once the mixture inside looks homogenous, gently swirl the cartridge to let the most of the working solution drain into the bottom chambers. Use care when handling Q-STAIN QSX chromogen cartridges: avoid dispensing reagents inadvertently by applying downward pressure to the top of the cartridge. Remove reagent ventilation cap from the top and white cap from the bottom of the cartridge before placing it onto the Q-STAIN X reagent carousel.

The Q-STAIN X Autostainer manages all aspects of operation based upon the protocol that is loaded on the instrument. Please refer to the Q-STAIN X Operation Manual for further information. If unexpected staining is observed which cannot be explained by variations in laboratory procedures or a problem with the QSX Blocker is suspected, contact Novodiox Technical Support or your local distributor immediately. Within the US and Canada call 1 (888) 439-2716 ext. 2 or 1 (510) 342-3043 ext. 2.

For technical support or further information about Novodiox test kits and products please contact support@novodiox.com or sales@novodiox.com.

Warnings and Precautions:


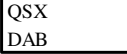










1. Take reasonable precautions when handling reagents. Use protective equipment such as disposable gloves and lab coats when handling suspected carcinogens or toxic materials. Read Safety Data Sheets (SDS) prior to use.
2. **WARNING!** QXS DAB chromogen reagent contains 3,3'-diaminobenzidine which may cause genetic effects and/or cancer. If exposed or concerned, seek medical attention. See DAB SDS for more information.
3. Avoid contact of reagents with eyes and mucous membranes. If reagents come in contact with sensitive areas, wash with copious amounts of water.
4. Patient specimens and all materials that come into contact with patient specimens should be handled as bio-hazardous materials and disposed of appropriately.
5. Use care when handling QXS reagent containers and re-capping the ventilation cap. Reagent cartridges are spring loaded so accidental dispensing of reagent is possible when pressure is applied to the top of the reagent cartridge. For storage, place cartridge back into white reagent bottom cap and stow vertically.
6. Consult local or state authorities with regard to recommended method of disposal of bio-hazardous and hazardous chemical waste materials.
7. Avoid microbial contamination of reagents.

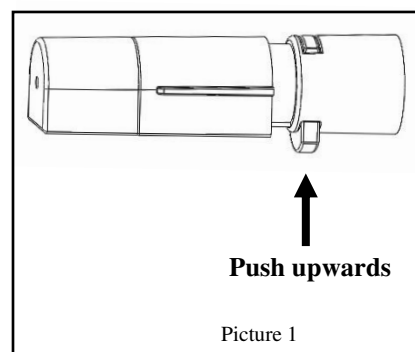
Instructions for Use (IFU) Access:

To obtain a translation or the latest electronic version of an IFU document, visit our website at <https://www.novodiox.com/literature/instructions-for-use-ifu/>. Printed copies of an IFU document may be obtained by contacting Novodiox Technical Support or your local distributor.



www.novodiox.com
Sales@novodiox.com
Intl-Sales@novodiox.com
Support@novodiox.com
 IFU-00079-A December 2021

QXS DAB Key to Symbols			
	<i>In vitro</i> diagnostic medical device		QXS DAB chromogen
	Catalog Number		Global Trade Item Number
	Use by: YYYY-MM-DD		Manufacturer
	Consult Instruction for Use		Contains sufficient for < n > tests
	Batch Code		Serial Number
	Temperature Limitations		Health Hazard



Q-STAIN® X
Autostainer

NOVODIAX



Novodiox, Inc.
 3517 Breakwater Ave.
 Hayward, CA 94545, USA
 Phone: +1 (888) 439-2716



<https://www.novodiox.com/literature/instructions-for-use-ifu/>